



# BINARY WHITE PAPER

# Binary White Paper

**A**t Netsoft MLM Binary plan, we are dedicated to helping you achieve your own personal success. For this reason, we have invested considerable time and money in developing a compensation plan that gives every Associate the best opportunity for network marketing success—a plan that establishes a departure from the traditional multilevel marketing requirements of heavy sponsoring and large group volumes.

The Netsoft Binary Compensation Plan eliminates many of the pitfalls that plague traditional network marketing plans. Following are just a few of the benefits of the NETSOFT Binary Compensation Plan:

- By building a downline of Associates and developing a strong base of customers, you can begin to realize financial success.
- There is greater depth from which you can earn commissions.
- Commissions are paid weekly, motivating new Associates to immediate success.
- Your upline has an incentive to work with you to help you build your downline.
- Associate success is more widespread and evenly distributed; the plan is fair to everyone involved.

## AREAS OF INCOME

There are three ways to earn income with the Netsoft Binary Compensation Plan:

- Retail Sales
- Commissions
- Leadership Bonuses

## RETAIL SALES

Independent Netsoft Associates may be Distributors of Netsoft products. As a Distributor, you can purchase products at wholesale cost. When you sell these products to your customers at retail price, you earn an immediate profit. The difference between what you pay for the product and the price at which you sell the product is your retail profit.

The importance of selling cannot be overemphasized. It is the surest method you and your new Associates have for developing immediate income for your business while you build a long-term base of satisfied customers. In fact, many of your best Associates and likely to come from the ranks of your retail customers.

## COMMISSIONS

Commissions are paid on whole increments of the

balanced Group Sales Volume (GSV) accumulated in your left-side and right-side organizations (see Weekly Commission Payout Schedule on page 3). Unlike other compensation plans, extra volume of up to 5,000 points on each side is carried forward. As you develop an organization of Associates and Preferred Customers, you become eligible to earn commissions and bonuses. When you and the other Associates in your organization generate sales volume through downline and Preferred Customer sales, you can receive commissions from your Group Sales Volume. Through the Netsoft Binary Compensation Plan, you can begin to create long-term financial success.

## LEADERSHIP BONUSES

For Associates who demonstrate leadership abilities by building large and successful organizations, Netsoft also offers a very exciting Leadership Bonus program. Each week, three percent of the total Company GSV is divided among qualifying Gold Directors and above.

To qualify for the Leadership Bonus, an Associate must:

- Generate at least 100 points in Personal Sales Volume (PSV) during the current four-week period.
- Maximize at least one Business Centre (by generating 5,000 points in GSV on both the left and right sides of the Business Centre).
- Help a personally sponsored Associate qualify to earn commissions for the first time at the Sharer level or above every 4-week cycle. An Associate can accumulate up to 13 (one year's worth) at a time. The date of sponsorship is irrelevant. Any Associates he or she has ever historically sponsored are eligible.

*Note: After five consecutive years of qualifying for Leadership Bonus every 4-week cycle (beginning January 1, 2003), an Associate is considered vested, and rather than a personally sponsored Associate qualifying at the Sharer level or above every 4-week cycle (13 times a year), a personally sponsored Associate must qualify to earn commissions for the first time at the Believer level or above at least once every three months, or accumulate up to four (one year's worth).*

- Be available by phone to their organization.
- Participate in no other network marketing program.
- Actively train and supervise their downline sales organization.

An Associate will be paid a Leadership Bonus based on a formula that takes into account how many

# Binary White Paper

Business Centres he or she has maximized during the week, his or her leadership rank, and whether or not the qualifying Business Centres have maxed for more than one consecutive week. By maximizing additional Business Centres, the Associate will move to higher ranks, which means more income from the Leadership Bonus program.

## GETTING STARTED

As you know, becoming a Netsoft Independent Associate is easy. All it takes is completing an Associate Application and Agreement form, signing, and submitting the original to the Netsoft Data Processing Office with appropriate payment for a Business Development System (BDS). The Associate may begin building an Associate organization by sponsoring friends and acquaintances as Independent Netsoft Associates or Preferred Customers. At this point, an Associate can also make an election on the Application and Agreement form to be a Distributor. All Associates may immediately begin purchasing products at wholesale cost for their personal consumption. Distributors have the added benefit of the right to resell products purchased at wholesale cost for a retail profit.

The Netsoft Binary Compensation Plan described in the following sections is very straightforward in structure. Because each Associate can place no more than two first-level Associates per Business Centre, the Sales Volumes of those people sponsored by your upline may benefit you. Likewise, you can help your downline Associates build their organizations. The element of teamwork is just one of the many factors that makes the Netsoft Binary Compensation Plan a step above traditional network marketing plans, where newly sponsored Associates are rarely shared with downline Associates. Remember, in Netsoft, you are part of a T.E.A.M. (Together Everyone Achieves More).

You can begin building your organization immediately, and because Netsoft commissions every week, you can realize a very quick return on your efforts.

## STEP #1

### ACTIVATE YOUR BUSINESS CENTRE(S)

The Binary Compensation Plan is based upon what is called your Business Centre. You can begin to build an organization around one or three Business Centres.

## ACTIVATING ONE BUSINESS CENTRE

To activate one Business Centre and begin earning commissions, you must achieve 150 points in Personal Sales Volume (PSV). This volume can be made in a single order for your customers and your personal use or accumulated from many orders. The number of your first Business Centre is 001.

## ACTIVATING THREE BUSINESS CENTRES

To activate three Business Centres (001, 002, and 003), you must achieve 450 points in PSV within the first six Fridays from the date that you become an Associate (see rolling calendar in this section). If you do not achieve 450 points in PSV within this time, you will lose your 002 and 003 Business Centres. If your initial product purchase is equal to at least 450 points in Sales Volume, the computer will automatically split your order with 150 points in Personal Sales Volume placed in Business Centre 001, 150 points placed in Business Centre 002, and 150 points in Business Centre 003. This means you will immediately begin with 150 points in both the left and right sides of Business Centre 001.

## STEP #2

### SIGN UP FOR AUTOSHIP (YOUR SUBSCRIPTION TO HEALTH)

Enroll in the Autoship program. To ensure your success in selling the products, you must first believe in them yourself. Autoship is a convenient way to receive your products, to help you use them regularly, and to have them on hand for your customers.

## STEP #3

### BEGIN TO BUILD

Whether you are starting with one Business Centre or three Business Centres, the most important part is that you simply get started.

## BUILDING WITH ONE BUSINESS CENTRE

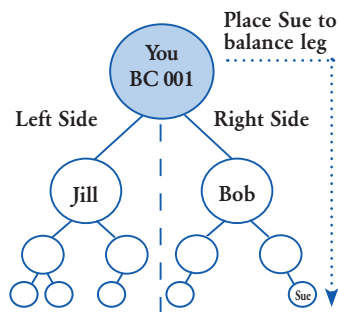
If you begin your Netsoft business with one Business Centre (001), you can begin to build an organization by finding new customers and sponsoring two new Associates (for example, Jill and Bob in Figure A). When you have sponsored your first two Associates, you will have established a left side and a right side to your Business Centre. As you sponsor new Associates, you must specify, in the "Placement" section of the new Associate Application Form, the Associate Number of the person you want your new Associate placed under,

# Binary White Paper

whether you want the new Associate placed on the left or the right side, and which Business Centre he or she is to be placed under. For example, if my name were John Doe and I were sponsoring Jill Jones and wanted to place her under my 001 Business Centre, on the left side, I would write my name, John Doe, in the placement information, write my Associate number, write 001 to specify the Business Centre I want Jill Jones to be placed under, and check the box that says left side. The computer would then place Jill under my 001 Business Centre on the left side.

*Note: Be absolutely certain that you fill out the placement information correctly. The home office cannot change downline placement once it has been entered into the computer system.*

**Figure A**

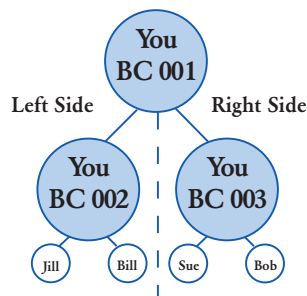


As you, Jill, and Bob find new customers and sponsor new Associates, your Business Centre begins to grow. When you want to sponsor a third Associate (Sue, for example), you must place her in an open position somewhere in your downline organization. Teamwork of this nature helps to motivate your downline Associates to greater action and success, thereby enhancing the potential and stability of your organization—and the corresponding income.

## BUILDING WITH THREE BUSINESS CENTRES

Beginning your Netsoft business with three Business Centres is essentially the same as beginning with one, only now you have two Business Centres to place new Associates under (see Figure B). Once you have your four first-level Associates in position,

**Figure B**



you may begin to build Business Centres 002 and 003 in the same way that you would build Business Centre 001 if you had started with only one Business Centre. The advantage of the three Business Centre approach is that you will build two Business Centres and be paid on three (001, 002, and 003). If you plan to build a large Netsoft business, you will maximize your earnings potential by starting with three Business Centres.

## EARNING COMMISSIONS FROM YOUR BUSINESS CENTRE(S)

As your organization begins to grow, Group Sales Volume (GSV) will accumulate. To begin to receive a commission from this volume, you must be an active Associate accumulating at least 100 PSV in your 001 every four-week rolling cycle, and each side of your Business Centre must reach a minimum cumulative GSV (see Weekly Commission Payout Schedule, Figure C). You must also meet the sales requirements stipulated in your Associate Agreement.

## CALCULATING COMMISSIONS

**Figure C**

### Weekly Commission Payout Schedule

Group Sales Volume Points		Commission Points
Left Side	Right Side	
250	250	40
500	500	100
1,000	1,000	200
2,000	2,000	400
3,000	3,000	600
4,000	4,000	800
5,000	5,000	1,000

One Commission Point = One U.S. Dollar

Commissions are awarded in commission points, which are converted to the Associates' local currency. When both the left and right sides of your Business Centre have achieved 250 points in GSV, you will earn 40 commission points. When both the left and right sides of your Business Centre have achieved 500 points in GSV, you will earn 100 commission points. When both the left and right sides of your Business Centre have achieved 1,000 points in GSV, you will earn 200 commission points and so forth, as shown in the Weekly Commission Payout Schedule. Remember, in calculating commissions we don't count levels, we count only point volume. For example, if Jill and everyone under Jill generated 2,000 points in Sales Volume (left side) and Bob and everyone under Bob generated 2,000 points in Sales Volume (right side) during a single week, you would earn 400 commission points, regardless of the level in your organization at

# Binary White Paper

which this volume occurred. If your goal in Netsoft is to earn 1,000 commission points a week, you will need to build both a left and a right side that are generating 5,000 points a week in Sales Volume. This would earn you 1,000 commission points a week. Commissions are calculated and paid weekly, so Associates in your organization are rewarded for their success almost immediately. This single feature of the Netsoft Binary Compensation Plan will do wonders to keep your Associates motivated and working toward continued success. In traditional network marketing plans, commissions are calculated monthly and usually not paid until the latter part of the following month. This means people often wait almost two months to be paid for volume generated in the first part of each month. The Netsoft system for getting money into your new Associates' hands as quickly as possible will do more than anything else to keep them moving forward to even greater levels of success and achievement. With Netsoft, commissions are paid each week on Balanced Volume. This means that if the volumes on each side of your Business Centres are unequal, you will be paid the commission that corresponds to the GSV of the side with the lesser volume. Extra volume (up to 5,000 points per leg) in either leg is carried over for use in the following week. For example, if you have generated 500 points in GSV on the left side of your Business Centre and 700 points on the right side, you will be paid commission on the 500 points (or 100 commission points). The following week, you will begin with 200 carryover points in GSV on your right side. Then, as soon as you generate another 500 points on your left side and 300 points on your right side, you will earn another 100 commission points.

## INCOME COMPARISON OF ONE VERSUS THREE BUSINESS CENTRES

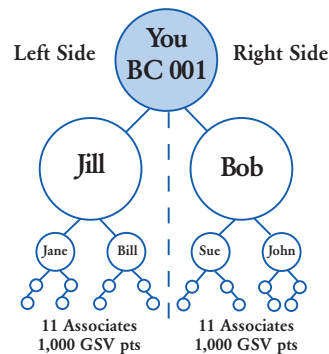
Assume that each Business Centre (including your own) in Figure D is active and has generated sales volume equal to 100 points in PSV within the current week. In this example, you have 10 Business Centres on each side, each generating 100 points in PSV. That is a total of 1,000 points in GSV on your left side and 1,000 points in GSV on your right; your own PSV counts toward the GSV of your upline. According to the Weekly Commission Payout Schedule, your highest balanced GSV is 1,000 on each side, which would earn you a commission of 200 points for the week.

To keep multiple Business Centres active, you must produce at least 200 points in PSV worth of product every four weeks. With three Business Centres

(bottom of Figure D), you build balanced legs on two Business Centres and earn commissions on three. Your 002 and 003 Business Centres would each have 500 points in GSV on the left side and 500 points in GSV on the right. According to the Weekly Commission Payout Schedule, the highest balanced GSV is 500, earning you 100 commission points for the week in the 002 and 003 Business Centres. Your 001 Business Centre would earn the same 200-point commission as before. That's a 400-point commission for you—twice the commission for the week from 20 Business Centres generating 2,000 points in GSV.

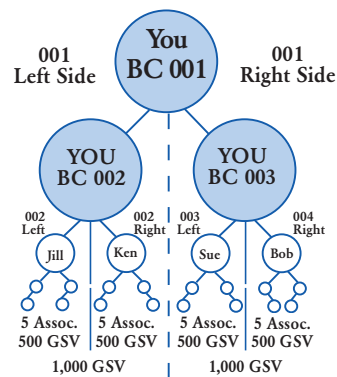
**Figure D**

**1 Business Centre**



22 Active (100 PSV) Associates  
11 on each leg  
1,000 Balanced GSV  
**Total Commission Points = 200 pts.**

**3 Business Centres**



20 Total Associates, 5 on each leg  
1,000 Balanced GSV BC 001 earns 200 pts  
500 Balanced GSV BC 002 earns 100 pts  
500 Balanced GSV BC 003 earns 100 pts  
**Total Commission Points = 400 pts.**

# Binary White Paper

## CARRYOVER VOLUME

Assume that each Business Centre (including your own) in Figure E is active and has generated 100 points in PSV within the current week. In this example, you have 14 Business Centres on each side, each generating 100 points in PSV. That is a total of 1,400 points in GSV on your left side and 1,400 points in GSV on your right; your own PSV counts toward the GSV of your upline. According to the Commission Payout Schedule your highest balanced GSV is 1,000 on each side, which would earn you a commission of 200 points for the week. The extra GSV would carry forward, and you would start the next week with 400 points in GSV on your left side and 400 points on your right side.

To keep multiple Business Centres active, you must produce at least 200 points in PSV every four weeks. With three Business Centres (bottom of Figure E), you build balanced legs on two Business Centres and earn commissions on three. Your 002 and 003 Business Centres would each have 700 points in GSV on the left side and 700 points in GSV on the right. According to the Weekly Commission Payout Schedule, the highest balanced GSV is 500, earning you 100 commission points for the week in the 002 and 003 Business Centres. Your 001 Business Centre would earn the same 200-point commission as before. That's a 400-point commission for you—twice the commission for the week from 28 Business Centres generating 2,800 points in GSV. Plus, the extra Sales Volume in each Business Centre would carry forward.

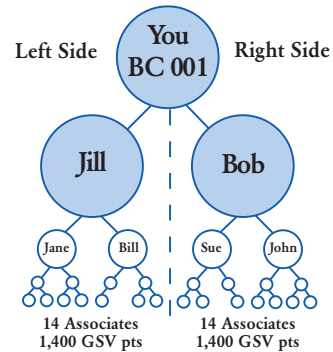
## KEEPING YOUR BUSINESS CENTRE(S) ACTIVE

To receive commissions in the Netsoft Binary Compensation Plan, you must keep your Business Centre(s) active by achieving a minimum PSV requirement. To keep one Business Centre active, you must achieve a PSV of at least 100 points during each four-week rolling period. To keep two or more Business Centres active, you must achieve at least 200 points in PSV during each four-week rolling period. **IMPORTANT:**

If you begin your business with three Business Centres, you are not required to achieve 200 points in PSV from the very beginning. Even though you have three Business Centres, you may choose to concentrate on building Business Centre 001 early on. Therefore, you can qualify for commissions on this Business Centre with 100 points in PSV. As soon as you want to start qualifying for commissions on Business Centres 002 and 003, you can do so by upgrading your PSV to 200 points for each four-week rolling period. Understand, however, that volume

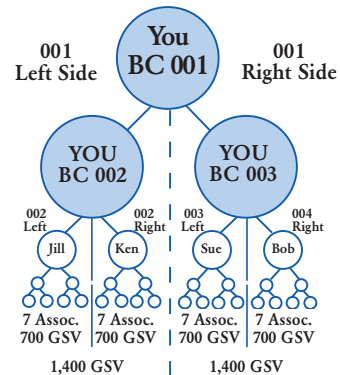
**Figure E**

**1 Business Centre**



**28 Active (100 PSV) Associates**  
 14 on each leg  
 1,000 Balanced GSV  
 (1,000 Highest balanced GSV)  
 carry over = 400 left, 400 right  
**Total Commission Points**  
**= 200 pts.**

**3 Business Centres**



**28 Total Associates, 7 on each leg**  
 1,000 Balanced GSV BC 001 earns 200 pts  
 500 Balanced GSV BC 002 earns 100 pts  
 500 Balanced GSV BC 003 earns 100 pts  
**Total Commission Points**  
**= 400 pts.**

in Business Centres 002 and 003 will not begin to accumulate until you have qualified to receive commissions on three centres with 200 points in PSV.

It is also important to understand that your first 200 points in PSV during any given four-week rolling period will be placed in your Business Centre 001. If, at any time, you allow your Business Centre(s) to become inactive, all volume within each of your Business Centre(s) will be erased, and the volume

# Binary White Paper

will begin at 0 points when the Business Centre(s) is reactivated. Remember that your sales requirements must be met at all times in order to qualify for commissions.

## FOUR-WEEK ROLLING PERIOD

Four-Week Rolling Period—The four pay periods (four Fridays) after an Associate places a product order of 100 points or more.

## AUTOSHIP CONVENIENCE AND PEACE OF MIND PLUS A 10% DISCOUNT

As a convenience and benefit to you, Netsoft offers all Associates and Preferred Customers the opportunity to take advantage of its Autoship program (your subscription to health). The Autoship program helps increase your potential by ensuring that you have a minimal inventory from which to resell (Distributors only) products. To take advantage of the Autoship program, simply complete an Autoship form, specifying the products and sales tools you would like to automatically receive every four weeks and the company will ensure that your order is filled and shipped directly to your home or other place of business. Autoship orders will always be shipped regardless of whether the Associate has placed additional orders throughout the month. Over 90 percent of all Associates earning commissions in Netsoft are enrolled in the Autoship program. Fill out the Autoship form today.

Please Note: You may not return product previously certified as sold. You must cancel your participation in the Autoship program if you do not sell or personally consume at least 70 percent of each previous order.

## PREFERRED CUSTOMER

Another way to accumulate Group Sales Volume (GSV) is by adding Preferred Customers to the left and right of your Business Centres. Preferred Customers are able to order products at wholesale or Autoship prices, but they do not earn commissions. Although you do not earn retail commissions from the orders of Preferred Customers, their orders earn points, which are added to your GSV total for the side in which they are placed (left or right).

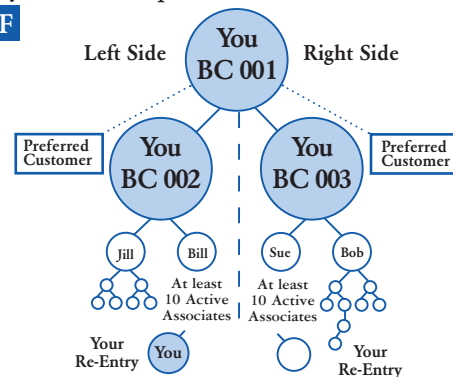
## RE-ENTER WITH A NEW BUSINESS CENTRE

When you maximize a Business Centre (by generating 5,000 points in GSV on both the left and right sides of the Business Centre), you will be issued an electronic Re-Entry Certificate in your account. You can receive a maximum of two Re-Entry Certificates

for each Business Centre. The Re-Entry Certificate will allow you to begin another Business Centre at the bottom of your organization. This allows you to help others in your sales organization by being involved at a deeper level. Once you establish where you want to re-enter with another Business Centre (see Figure F), the next step is to send a written request to place the new Business Centre to Distributor Services with placement information. You may place a new Re-Entry at the bottom of any leg. Re-entry Certificates will not expire. Your first two Re-Entries earned may be placed at the bottom of any leg in your distributorship. Subsequent Re-Entries must be placed with at least ten active Associates' 001 Business Centres between the Re-Entry and any other personal Business Centre. For purposes re-entry placement, an active Associate is defined as an Associate that is qualified to earn commissions.

You can then activate the new Business Centre by generating 150 points in PSV, as indicated in Step 1 (this must be in addition to the 100 or 200 points in PSV required to keep your existing Business Centre(s) active during the four-week rolling period). You must attach the written request to a product order form. Once you have activated your new Business Centre, you can keep it and all other Business Centres

Figure F



active during your rolling period by generating 200 points in PSV. Regardless of the number of Business Centres you have, your PSV requirement will never exceed 200 points. With this new Business Centre activated, you can begin building an organization of Associates under it. When you have achieved 5,000 points in GSV in one pay period on each side of this new Business Centre, you will receive a Re-Entry Certificate to begin still another Business Centre. Because you can receive two Re-Entry Certificates for each of your original Business Centres, as well as two Re-Entry Certificates for each new Business Centre, there truly is no limit to the number of Business Centres you can have in your organization. You are

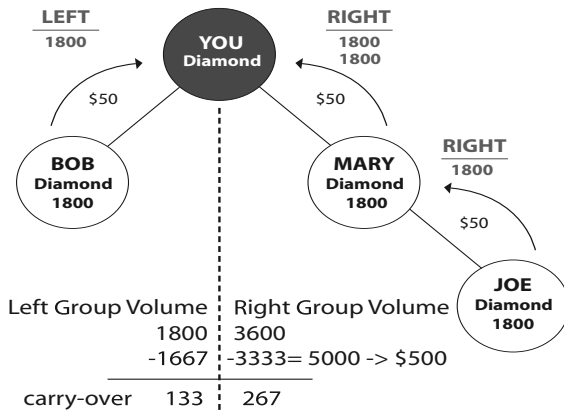
# Binary White Paper

limited only by your efforts and by your ability and desire to build financial security for yourself and your family. Because sales in each new Business Centre will generate commissions not only for itself, but also for all the Business Centres you may have upline from the new one, developing new Business Centres strengthens your downline organization.

## MOVING A RE-ENTRY

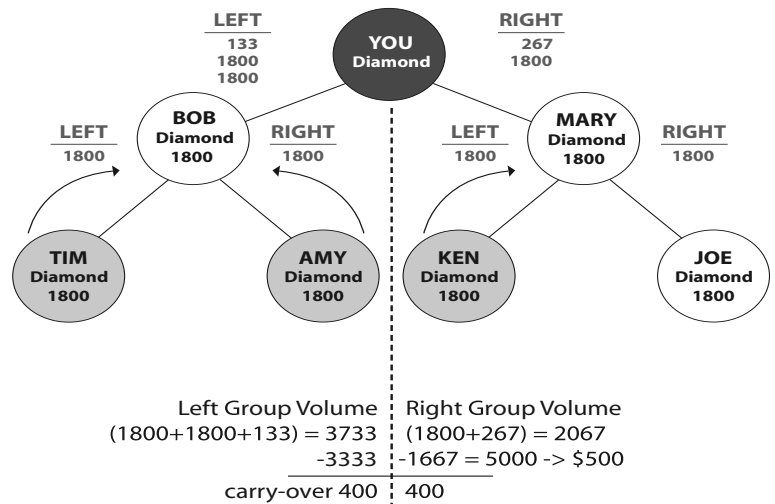
Once a Re-Entry has been placed it may not normally be moved. However, Netsoft the right to allow placement changes provided that the Business Centre has had no activity (group or personal sales volume) within the last six months and all other rules for the placement of a Business Centre are followed. Any such request must be in writing and can only be approved by the Compliance Committee.

### TEAM COMMISSIONS - WEEK 1

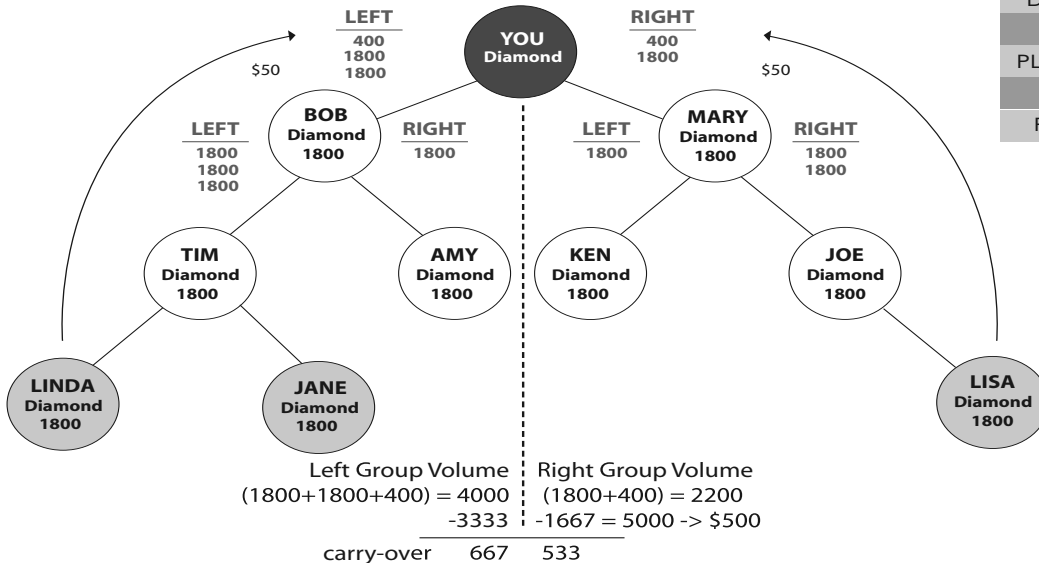


Summary:  
 Wholesale Profit = \$50 (Bob) + \$50 (Mary) = \$100  
 Team Commissions = \$500  
 IA BONUS: 1800 (Bob) + 1800 (Mary) = 3600 \* 5% = 180 FREE IA  
 Note 1: Infinite carry-over amount (no cap)  
 Note 2: No flushing of volume

### TEAM COMMISSIONS - WEEK 2



### TEAM COMMISSIONS - WEEK 3



VDM	CDN	IA (Value)	IA (Points)
DIAMOND	\$3,099	\$2,250.00	1800
GOLD	\$1,599	\$750.00	600
PLANGSTEN	\$799	\$187.50	150
SILVER	\$499	--	--
RETAILER	\$169	--	--

Note:

- 1) Sales contribute to the total \$6,250 (5000 point) cycle requirement. Every \$6,250 (5000 points) of CV earns you up to \$500, as long as either team has a minimum of \$2083 (1667 points) of CV.
- 2) You helped both Bob and Mary earn \$500 in week 3 with the volume from Linda and Lisa. Now that's team work!
- 3) Gold and Diamond earns up to \$500 for every cycle of 5000 points of volume, Plangsten earns up to \$250 for every 5000 points of volume and Silver earns up to \$50 for every 5000 points of volume.

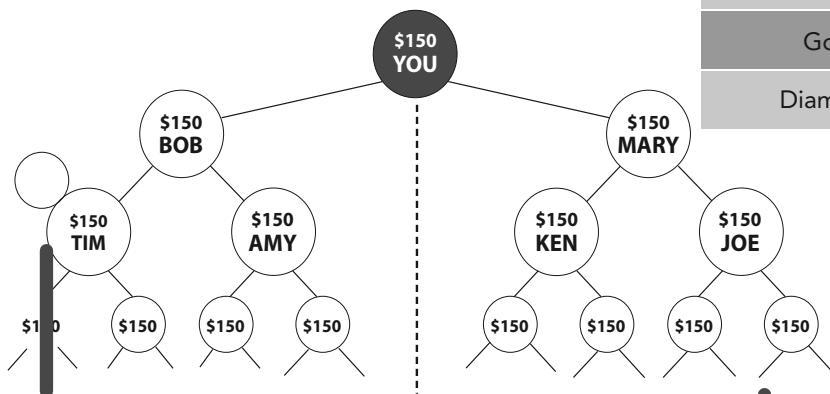


# Binary White Paper

## The GWT Team Commission IS REAL RESIDUAL INCOME

VDM's Monthly Inventory Account (IA) Savings	
DIAMOND	\$150/month in your IA
GOLD	\$75/month in your IA
PLANGSTEN	\$75/month in your IA
SILVER	\$35/month in your IA
RETAILER	\$35/month in your IA

Maximum Residual Income (Team commission incl. Real Residual only)		
VDM	WEEKLY Residual	YEARLY Residual
Retailer	\$1,000	\$52,000
Silver	\$2,500	\$130,000
Plangsten	\$5,000	\$260,000
Gold	\$10,000	\$520,000
Diamond	3 x \$10,000	<b>\$1.56 Million</b>



By maintaining your monthly IA your volume NEVER flushes

### GWT Compensation Plan Highlights

- \* NO CAP on volume
- \* INFINITE Carry-Over of volume
- \* No Pay Levels (Pays To INFINITY)
- \* No Ranks
- \* No Quotas
- \* No Restrictions
- \* No Re-qualifications
- \* Not just 50/50, not just 1/3-2/3, it's VARIABLE!!!
- \* GWT Compensation Plan JUST PAYS!!!
- \* GWT FLEX Plan

PAYS TO INFINITY

PAYS TO INFINITY

Power of IA (Demonstration)		
Month	LC's	
1	2	ALL LUXURY CONSULTANTS BUY AND SELL OR SAVE \$150 TO THEIR MONTHLY IA $4096 \times \$150 = \$614,400 / 1.25 = 491,520$ POINTS. $491,520 \times 75\% = 368,640$ POINTS. $368,640 / 5000$ (ONE CYCLE) = 73 CYCLES $73 \text{ CYCLES} \times \$500 = \mathbf{\$36,500}$ PER MONTH <b>= \$438,000</b> <b>PER YEAR RESIDUAL INCOME</b> (not including Wholesale Profits, Retail Profits, Matching Bonuses, volume from packages, volume from additional IA purchases, or volume from website sales.)
2	4	
3	8	
4	16	
5	32	
6	64	
7	128	
8	256	
9	512	
10	1024	
11	2048	
12	4096	

GWT Flex Plan						
Payout Level	Total CV (IA)	CV Min	Gold/Diamond	Plangsten	Silver	Retailer
\$6250	5000	1667	\$500	\$250	\$125	\$50
\$5000	4000	1334	\$350	\$175	\$85	\$35
\$4000	3200	1067	\$260	\$130	\$64	\$26
\$3000	2400	800	\$180	\$90	\$45	\$18
\$2000	1600	534	\$110	\$55	\$25	\$11
\$1000	800	267	\$50	\$25	\$13	\$5

# Leadership Advancement

**Netsoft has created leadership levels to help direct your short-term goals and establish milestones to help you measure your progress as you work toward your ultimate goal.**

**Each leadership level is earned as you produce specific volume requirements. The levels of leadership are defined in the chart below. Upon reaching the next level, you will receive a pin.\***

Use the chart and the experience of previous Associates to establish reasonable goals for your business.

\*Once you advance to a new level, you will not participate at the lower level again.

SHARER	250 Sales Volume Points (SVP) on left and right leg
BELIEVER	500 SVP on left and right leg
BUILDER	1000 SVP on left and right leg
ACHIEVER	2000 SVP on left and right leg
DIRECTOR	3000 SVP on left and right leg
BRONZE DIRECTOR	4000 SVP on left and right leg
SILVER DIRECTOR	5000 SVP on left and right leg
GOLD DIRECTOR	Max out one Business Centre for 4 consecutive weeks
RUBY DIRECTOR	Max out any two Business Centres for 4 consecutive weeks
EMERALD DIRECTOR	Max out any three Business Centres for 4 consecutive weeks
DIAMOND DIRECTOR	Max out any four Business Centres for 4 consecutive weeks
ONE-STAR DIAMOND	Max out any five Business Centres for 4 consecutive weeks
TWO-STAR DIAMOND	Max out any six Business Centres for 4 consecutive weeks
THREE-STAR DIAMOND	Max out any seven Business Centres for 4 consecutive weeks
FOUR-STAR DIAMOND	Max out any eight Business Centres for 4 consecutive weeks
FIVE-STAR DIAMOND	Max out any nine Business Centres for 4 consecutive weeks
SIX-STAR DIAMOND	Max out any ten Business Centres for 4 consecutive weeks
SEVEN-STAR DIAMOND	Max out any eleven Business Centres for 4 consecutive weeks
EIGHT-STAR DIAMOND	Max out any twelve Business Centres for 4 consecutive weeks